

What's included in the

ELL NEWCOMERS UNIT 1?



Find a **free sample**
at the end of this
preview!



WHAT'S INCLUDED:

- ★ OVER 150 PAGES
- ★ 4 WEEKS OF MATERIALS
- ★ EACH WEEK COVERS LISTENING, SPEAKING, GRAMMAR, READING, & WRITING



PERFECT FOR:

- ★ ESL TEACHER
- ★ HOMEROOM TEACHER
- ★ TUTOR
- ★ PARAPROFESSIONAL

This bestselling unit has been teacher-tested
by over **4,000 teachers worldwide!**



WHY USE a newcomer curriculum?

Learning a new language is extremely overwhelming and scary.

Students who are new to learning English need appropriate activities that will give them the foundation, confidence, and skills to learn in English.

This beginner unit will help you:

1. Provide you with **daily lessons** and **low prep activities** so you **feel confident** you are giving your ELL newcomers the **sequence of skills** that build on each other to succeed.



2. Provides your newcomers with **appropriate and engaging materials** that help them build a **solid foundation** in English and enjoy the learning process.



3. Provides you with everything in **one place**. Each day you will know you have all the **materials set up** and **ready to teach** your newcomers and have fun while doing it! A **scope and sequence** and **daily lesson plans** will guide you the **entire year**.

TAKE A CLOSER LOOK AT unit topics and skills

UNIT 1: SCHOOL

Week 1: My School

Week 2: In the Classroom

Week 3: Classroom Rules

Week 4: Our Daily Schedule



TAKE A CLOSER LOOK AT the daily lesson plans

Daily lessons that
build on each other

Clearly written
plans

Materials listed

Week 1, Day 1 Listening and Vocabulary

Materials Needed:	Lesson Plans
<ul style="list-style-type: none">*Story Pages (If you would prefer to save ink then you can read the book from your computer.)*Vocabulary Pictures*Student Dictionary*Vocabulary page for Week 1*Glue*Scissors	<p>*Your main objective is for your students to feel welcomed and accepted into their new school or new classroom. Try to keep all the activities fun and encouraging. Students will advance at different levels so be patient and enjoy the journey of helping a child learn English!</p> <p>To begin:</p> <ul style="list-style-type: none">- Give each student a My English Dictionary. Give them a few minutes to color it and look through it.- Lay out the picture vocabulary cards and see if the students recognize any of the pictures. If not, that is ok, just slowly go through each word and have them try to repeat the word if they can. Point to real life things if possible.
Time Duration:	
30-45 Minutes	<ul style="list-style-type: none">- Read through the story "My School," slowly and point out the key vocabulary throughout the story. (Read it through a few times if the students are interested.)- Give the students their own vocabulary pictures and have them color and/or cut them out. Help the students find where the pictures would go in their student dictionary.

Differentiation: If the students are familiar with the words then have them read along when you read the story, or assign them the vocabulary first and see if they can locate where it would go in their dictionary on their own.

© INSPIRING YOUNG LEARNERS 2016

Week 1- MY SCHOOL {LISTENING and VOCABULARY}

Time duration

Differentiation tip for
mixed groups

TAKE A CLOSER LOOK AT the listening activities

Each week includes


- **new vocabulary** flashcards
- **weekly stories** for students to learn vocabulary **in context**.
- **Voiced over** flashcards and stories for **listening comprehension practice**.



TAKE A CLOSER LOOK AT the grammar activities

Each week includes

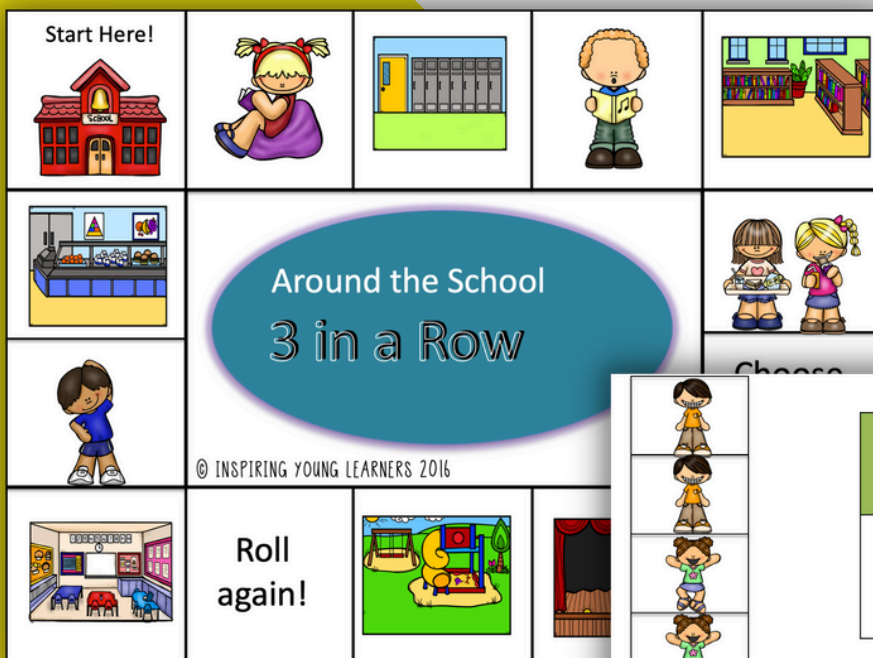
- **Hands-on** and **interactive grammar** notebooks
- Weekly targets a new grammar skill
- Use as a **resource notebook** to refer to throughout the year.



TAKE A CLOSER LOOK AT the speaking activities

Each week includes

- an **interactive game** to promote speaking without fear
- Focuses on **grammar** and **vocabulary** skills
- Fun to play in **partners** or a **small group**
- **Digital** and **printable**



TAKE A CLOSER LOOK AT the reading activities

Each week includes

- includes a **weekly story** with **vocabulary in context**
- foldable books for **easy, low-prep printing**
- **two different** levels of **cloze passages**
- Incorporates **reading and comprehension skills** from the start




TAKE A CLOSER LOOK AT the writing activities

Each week includes

- **3 different writing passages** provided for easy differentiation
- Promote **writing from the start** with appropriate activities
- Writing passages include the **new vocabulary** from the week

Name _____ Date _____

Look at me! I can write!

1. Look at the picture	3. Put the vocabulary in sentences.
	
2. Write down vocabulary	

© INSPIRING YOUNG LEARNERS 2016

Name _____ Date _____


Look at me! I can write!

Word Bank	you Do any pets have
Write a Sentence	
Draw a Picture	

© INSPIRING YOUNG LEARNERS 2016

Name _____ Date _____

Look at me! I can write!

COPY Words	dog fish cat bird
COPY Sentences	This is my pet fish.
Fill it in	The ____ is _____ the doghouse. 

© INSPIRING YOUNG LEARNERS 2016

Week 12- Our Pets (Writing)

12

TAKE A CLOSER LOOK AT the extra activities





Each week includes

- **Extra practice pages**, perfect for homework
- BINGO, memory, or word searches are included
- Perfect to have students use in the **homeroom classroom**.






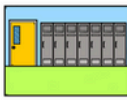
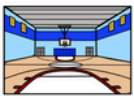









Vocabulary Memory- Level 5

© INSPIRING YOUNG LEARNERS 2016

Week 12- Our Pets {Extra Practice}

	sister		grandparents
	brother		
	baby		

Vocabulary BINGO 2

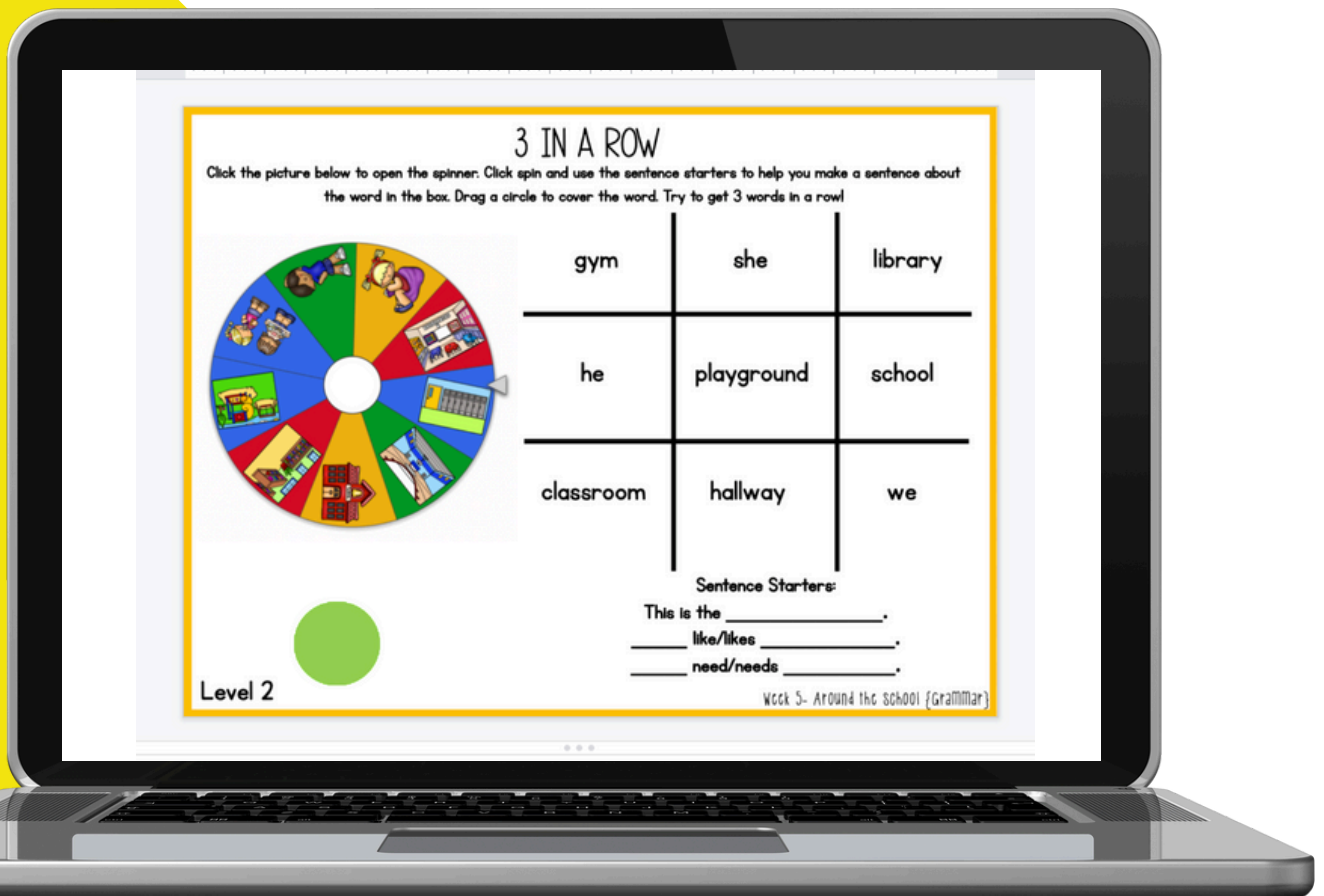
© INSPIRING YOUNG LEARNERS 2016

Week 8- Verbs at School {Extra Practice}

TAKE A CLOSER LOOK AT the digital version

Each week includes

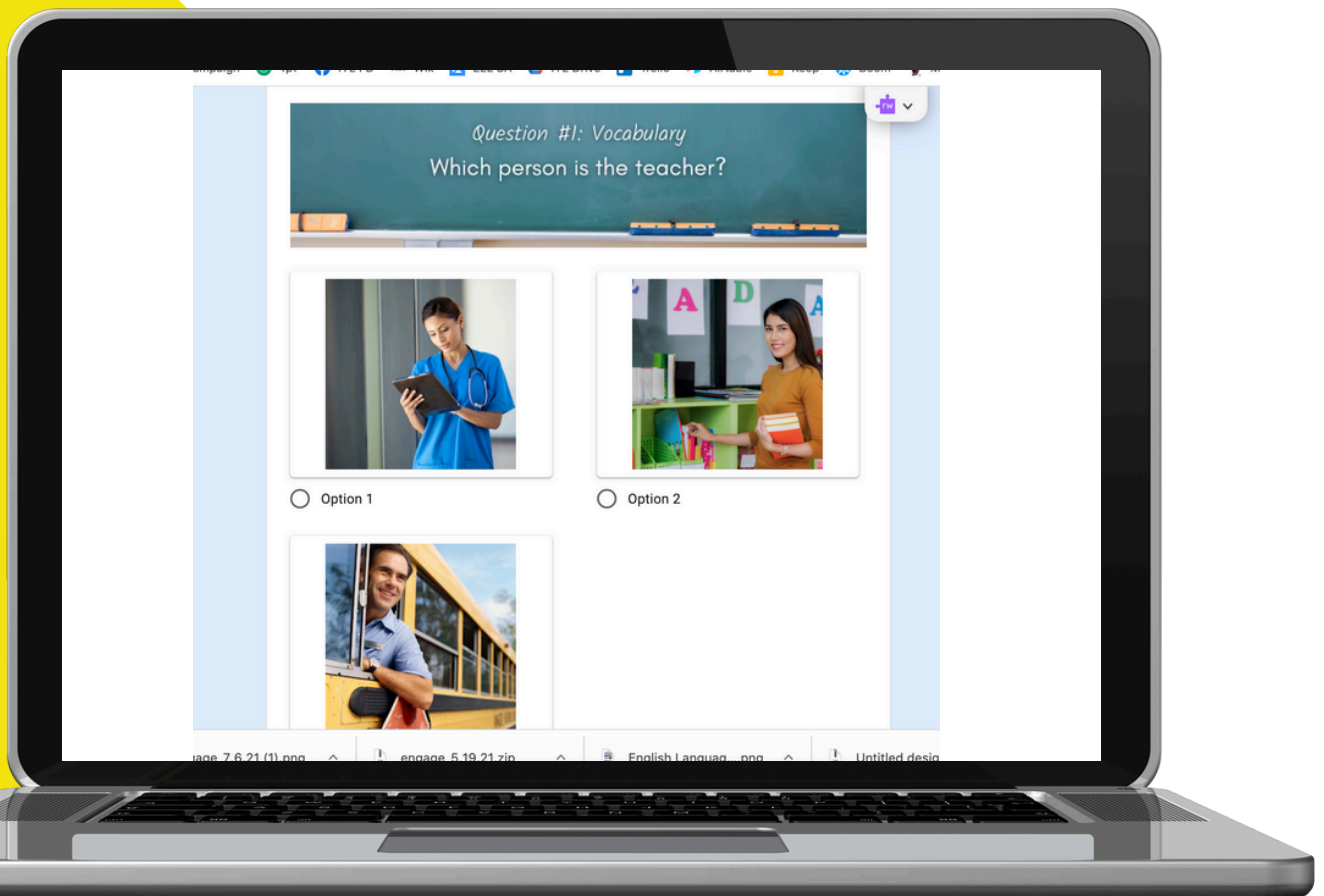
- **ALL the activities above** are on Google Slides
- Perfect for **online learning**
- Great to use on the **smartboard during small group lessons**
- **Save on ink**, and display it online



TAKE A CLOSER LOOK AT the assessments

Each week includes

- Google Form Assessment
- Perfect for **pre and post-assessments**
- Great **data collection tool** for newcomers
- Assign through **Google Classroom**
- Voiced over for an **independent activity**



FREQUENTLY ASKED questions

1 What ages is this unit best used with?

This unit can easily be used with **students in K-5**. If you are working just with older students you might be interested in the older bundle which has real photographs instead of clipart. You can find the older unit [here](#). If you work with younger students, this is a great fit for their age level!

2 How much prep work will this take?

This program has been created to make it **easy and quick** for you to **print and teach** your newcomers with **quality and rigorous activities**. You will save time on lesson planning because all the **plans have been done for you**, and the activities can be printed and used immediately with your students.

3 Would this be a good fit for a student that doesn't speak English?

This resource has been **created specifically for students who have NO foundation in English**. The layout each week will help students learn **vocabulary, grammar, listening, speaking, reading, and writing all in context** and in a natural way.

Also, the review of skills helps newcomers review and apply what they are learning throughout the unit.



WHAT OTHER TEACHERS are saying about this resource:

I recently got a new student who is a newcomer and was scrambling to find something I could use to help her start learning English. This was perfect! I have only used the first week's lessons but I know my student looks forward to using this resource. It is perfectly paced out for mini lessons that you can squeeze in throughout the week, engaging for students, and has everything you will need. Thanks so much!

Meredith



This resource was a life saver. I got a new student from Turkey who spoke almost no English. This unit gave me valuable activities to help her with English.

Sara G.



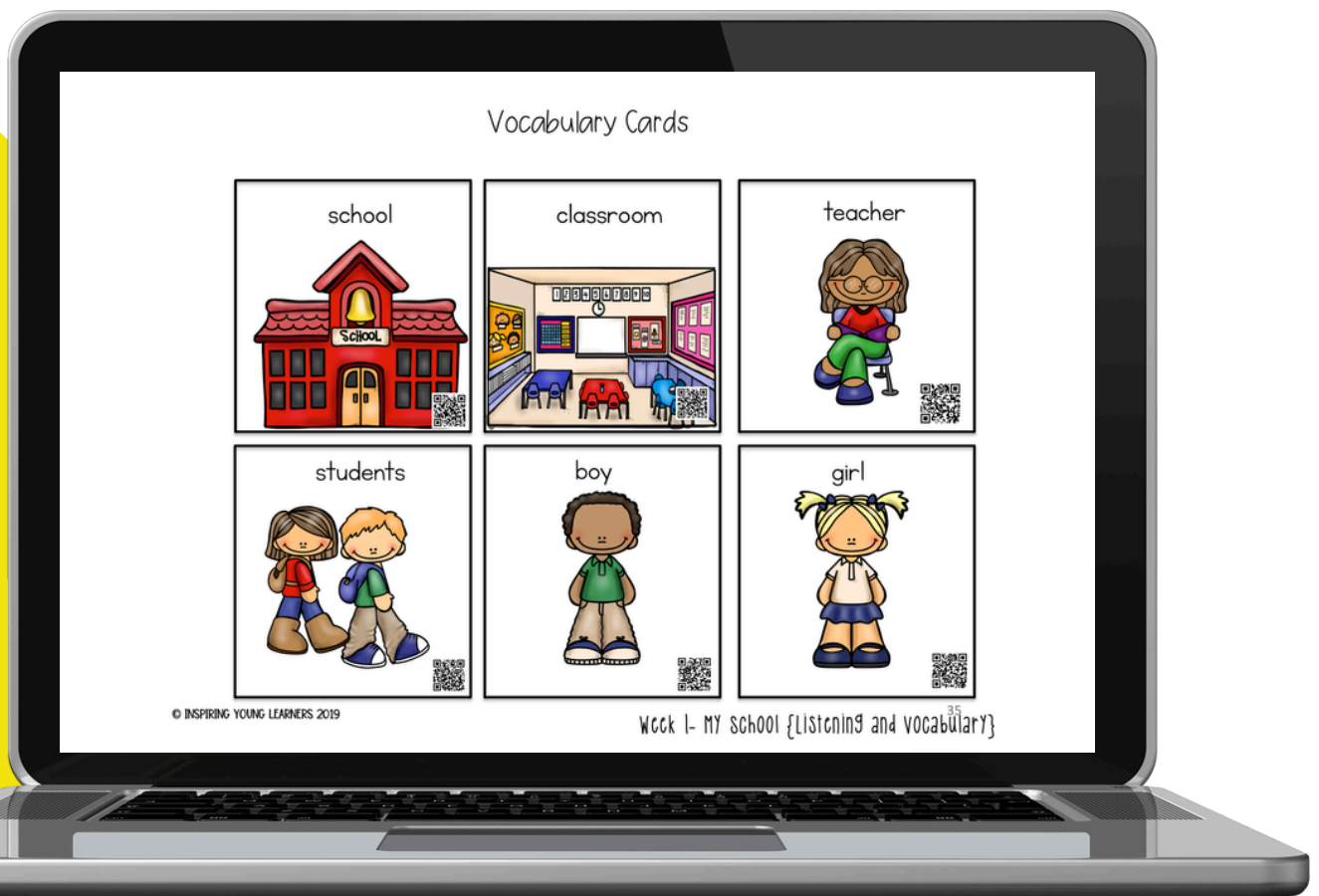
I used this with my newcomer students. This was a low-prep and easy to use resource! My student was able to access vocabulary and feel included with the rest of my ELL class. Great resource for newcomer students!

Miriam



WANT TO TRY OUT A free sample?

Click the picture below to grab
the **first week for free!**



WE ARE PASSIONATE

about empowering you to equip your ELLs!



Beth Vaucher, is the founder of Inspiring Young Learners. She is an ESL certified homeroom teacher with over 10 years of experience teaching in the US and internationally. Her background of M.Ed in ESL and Curriculum and Instruction combined with her experience has led her to develop a bestselling newcomer curriculum that has sold in over 90 countries around the globe. She brings a different perspective to teaching ELLs from her years teaching and living abroad and working with ELLs from around the world.

At Inspiring Young Learners we are passionate about:

- ♥ Helping ALL students grow and learn in their language abilities.
- ♥ Cultivating culturally rich and diverse classroom environments and communities.
- ♥ Empowering ALL teachers to see teaching ELLs is a privilege and joy.
- ♥ Helping ALL teachers to support ELLs through easy to implement strategies and resources

If you have any questions, please don't hesitate to reach out at hello@inspiringyounglearners.com!

Cheering you on.
Beth